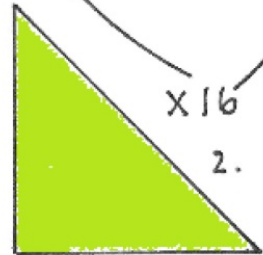
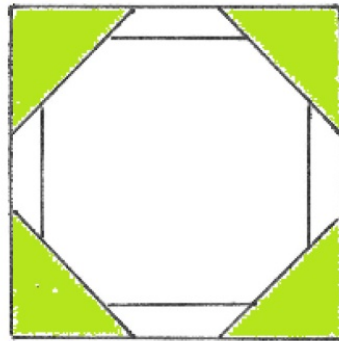
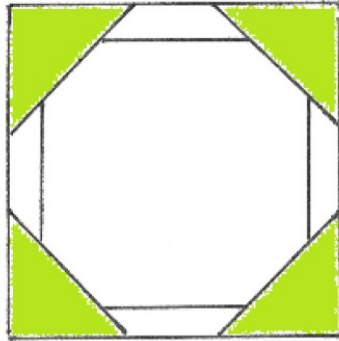



Design Process Cube Instructions



1. Layout 4 X 9 cm pieces to form two squares
2. Cut out 16 green corner gussets (▲)
3. Glue corner gussets on the square corners
4. Cut out 8 double ▲s as shown
5. Fold and glue support ▲s to corners
6. Once dry, glue 4 X 8 cm uprights
7. Place second square on top
8. Finish by gluing in place support double ▲s

